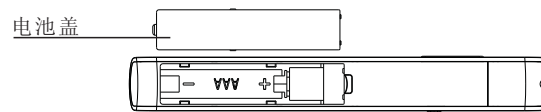


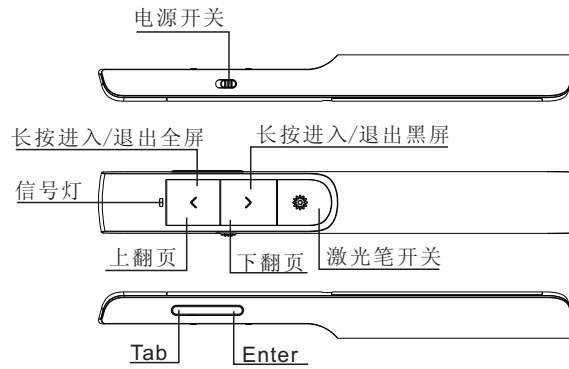
# 电教激光笔

## - 使用说明

1. 拿起电教激光笔打开后盖把电池装入电池仓，盖好后盖，如下图所示



2. 把接收器插入电脑的USB接口，打开电教激光笔开关
3. 电教激光笔功能按键说明，如下图所示



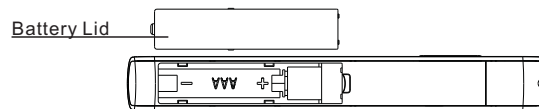
## - 规格

1. R.F 2.4G无线连接
2. 尺寸:155x20x15mm
3. 重量:24g
4. 电源:1.5V 3A电池一节

# Laser Presentation Pointer

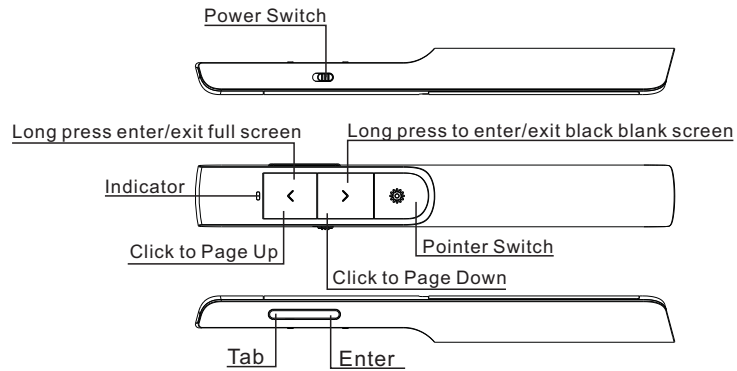
## - How to use:

1. Load the battery as shown below.



2. Insert the USB receiver into the USB socket of any computer or Android device, then power on

3. Key function description



NOTE: all function keys only respond to Power Point application.

## - Specification:

1. R.F 2.4G connection
2. Size: 155x20x15mm
3. Weight: 24g
4. Power supply: DC 1.5V (1.5V 3A BatteryX1)